

Date:	No:	Page:
18.04.2023	TB2023-04	1 of 3

Applies to:		Bulletin subject:
WTD	X	Solenoid Spool and V3 controller card
SAFETY WINDOWS		
AUTOMATION		
Created by:		KHA
Approved by:		

Solenoid spool in combination with V3 Controllers.

A batch of our newest solenoid is installed with a spool, that, in combination with IMS V3 controller and a current drop, may result in the hydraulic Watertight door closing un-intentionally.

The solution for this is to revert back to IMS, how many spooles you have installed with this type (left picture) in combination with V3 controller. IMS will send a replacement spool (right) immediately. The replaced spooles shall be returned to IMS.




Not suitable in combination of V3 Controller




Suitable in combination with V3 Controller

The images on the next page can be used for reference in checking whether you have a V2, V3 or V5 controller system, V2 and V3 controllers are found in the Control Cabinet. V5 Controllers are often found inside the Junction Box on the door.


Date:	No:	Page:
18.04.2023	TB2023-04	2 of 3



V2 Controller



V3 Controller



V5 Controller

Please contact: warranty@imstec.no for further information.

Date:	No:	Page:
18.04.2023	TB2023-04	3 of 3

Changing the spool

